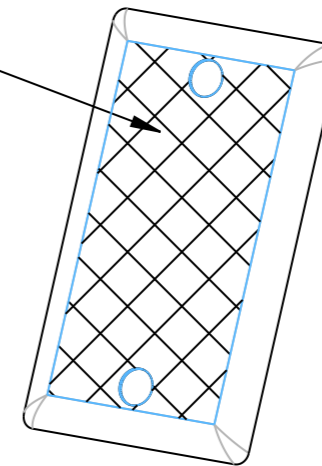
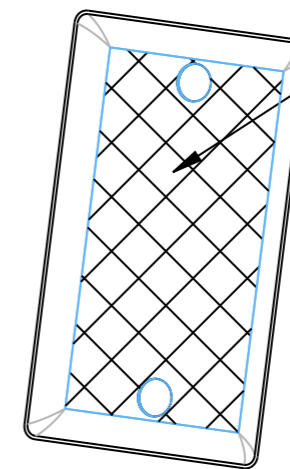


Sanding area
See note 2



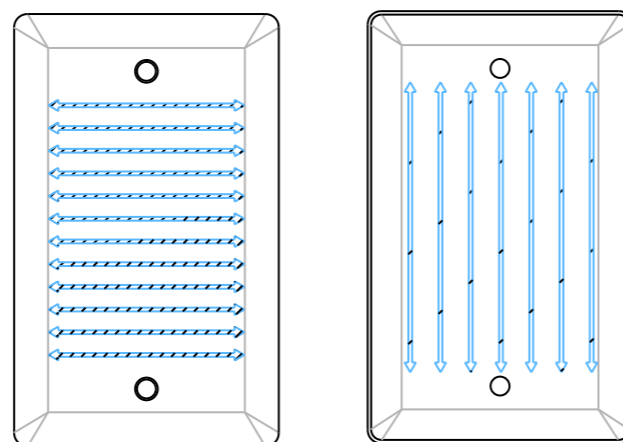
Sanding area
See note 2



NOTES

- 1) USE RUBBER GLOVES TO AVOID FINGERPRINTS.
- 2) SAND THE MARKED ZONES USING COARSE SANDPAPER IN THE FOLLOWING PATTERN:

USE 36-GRIT SANDPAPER.
LEAVE THE SURFACE AS ROUGH
AS POSSIBLE.



I	SSL WallPlate	0000000	BUY		I
#	NAME	DRW No.	SUPPLIAR	CATALOG NO.	QNT

	PART NAME:			
	SSL PLATE - MACHINING AND SANDING			
	WWW.HYDROGEN-FIRST-AID.COM			
	Designer	Pavlo K.	DRAWING NUMBER	MATERIAL
	Drawer	Pavlo K.	2120010	
Approver	Pavlo K.			
TOLERANCES (MM UNLESS OTHERWISE SPECIFIED)		SUPPLIER	CATALOG NUMBER	
		MAKE	-	
±	0.5		UPDATE	
±	0.5°		00	

A3